



a place of mind

FACULTY OF EDUCATION

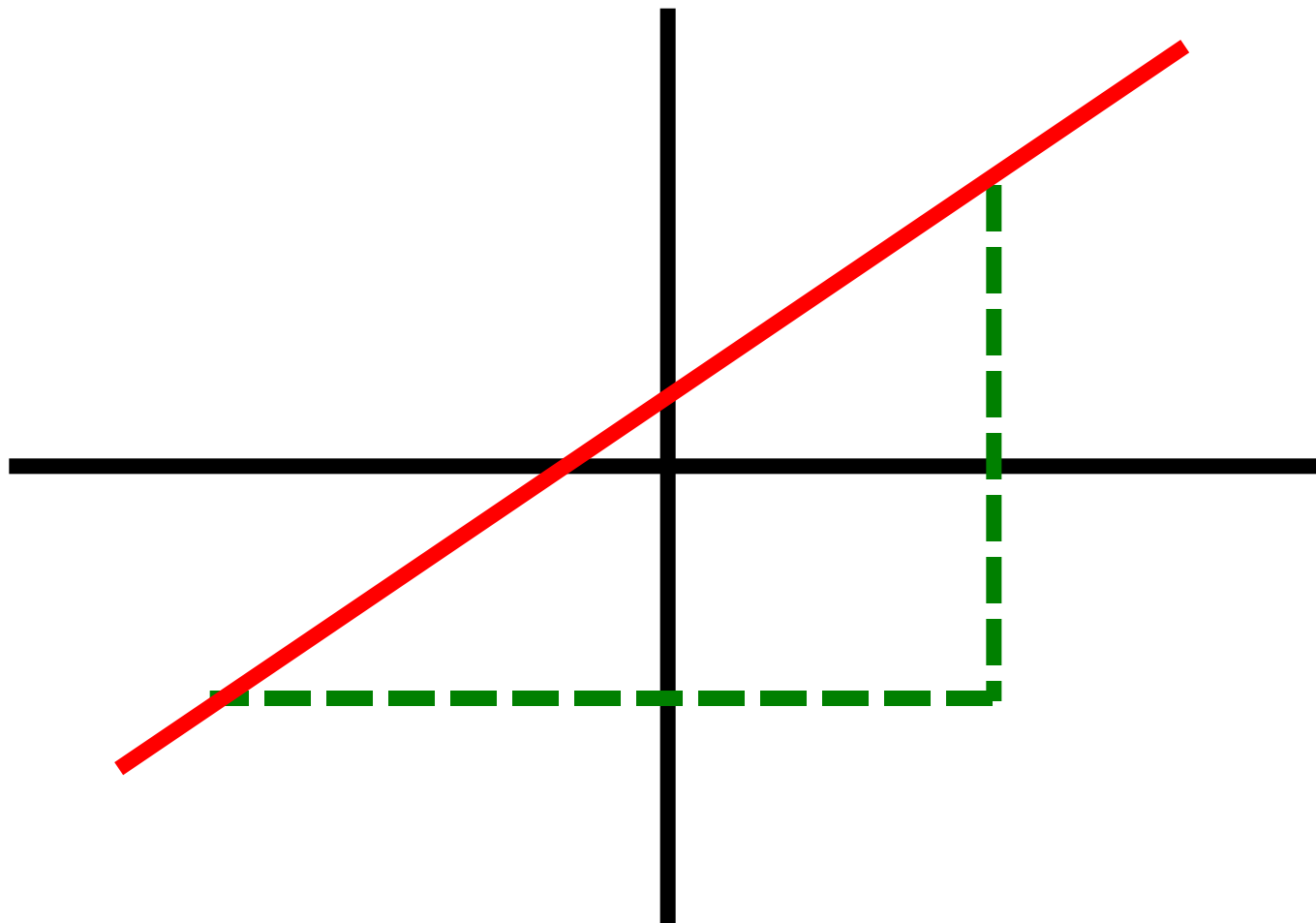
Department of  
Curriculum and Pedagogy

# Mathematics

## Linear Relations

Science and Mathematics  
Education Research Group

# Linear Relations



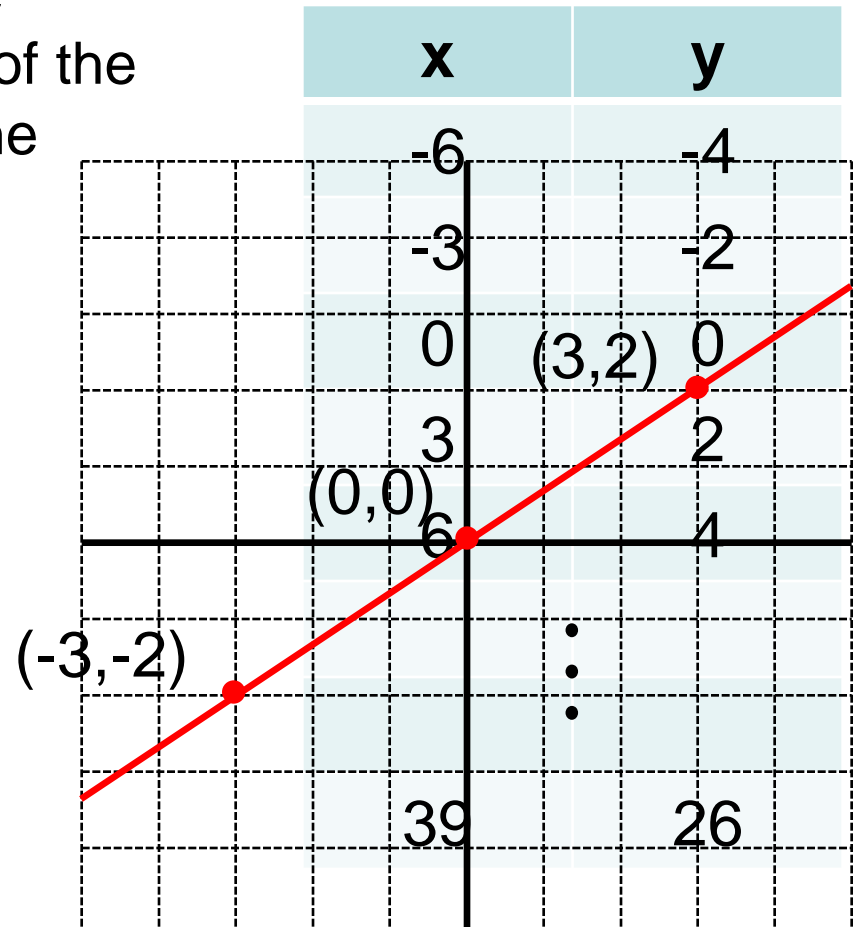
# Linear Relations I

The points in the table lie in a line when plotted on a graph. Which of the following points also belongs in the table?

Press to show graph



- A.  $x = 45, y = 27$
- B.  $x = 45, y = 28$
- C.  $x = 45, y = 29$
- D.  $x = 45, y = 30$
- E.  $x = 45, y = 31$



# Solution

**Answer:** D

**Justification:** Notice that values of  $x$  in the table increase by 3, while the values of  $y$  increase by 2. Every change in  $x$  by 3 causes a change in  $y$  by 2.

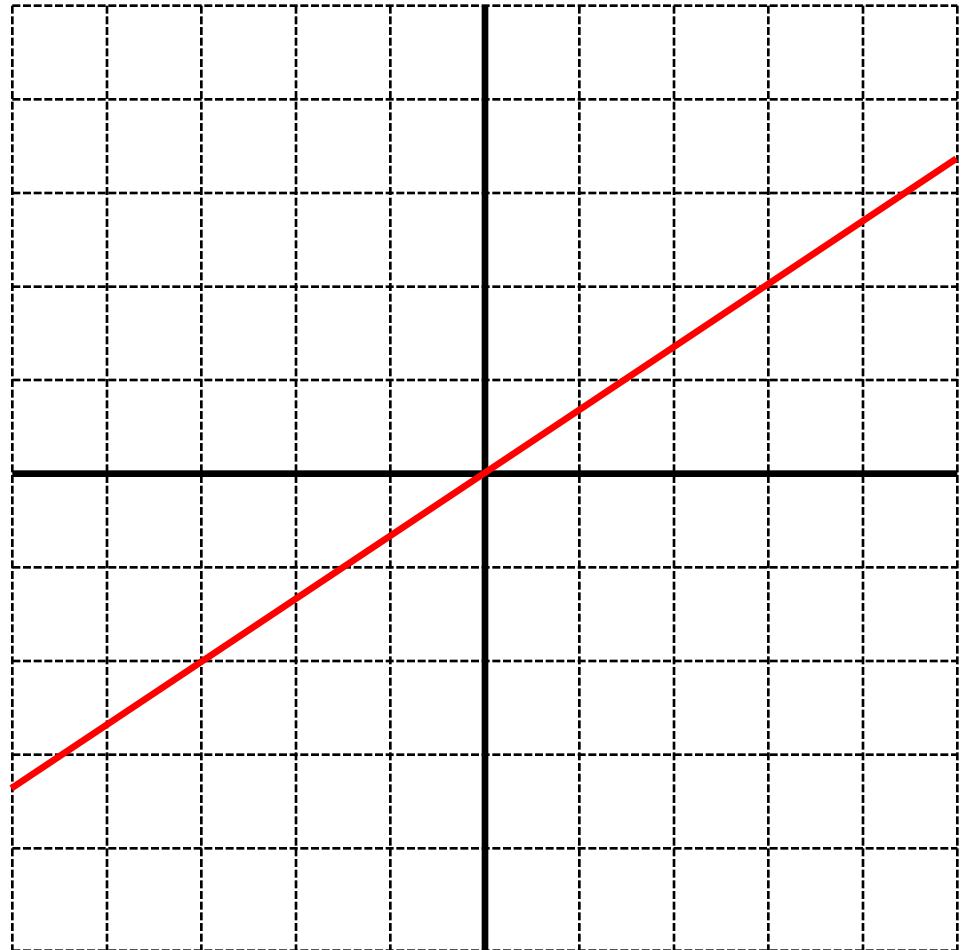
Since  $x$  increases by 6 when changing from 39 to 45, we can expect a change in  $y$  by 4. Therefore when  $x = 45$ , our linear relationship gives  $y = 26 + 4 = 30$ .

$x$	$y$
-6	-4
-3	-2
0	0
3	2
6	4
	•
	•
	•
39	26
42	28
45	30

# Linear Relations II

Consider any point on the red line. If the x-coordinate of this point increases by 3, what happens to the y-coordinate?

- A. Increases by 3
- B. Increases by 2
- C. Increases by 1
- D. Increases by  $\frac{1}{3}$
- E. Depends on the point chosen

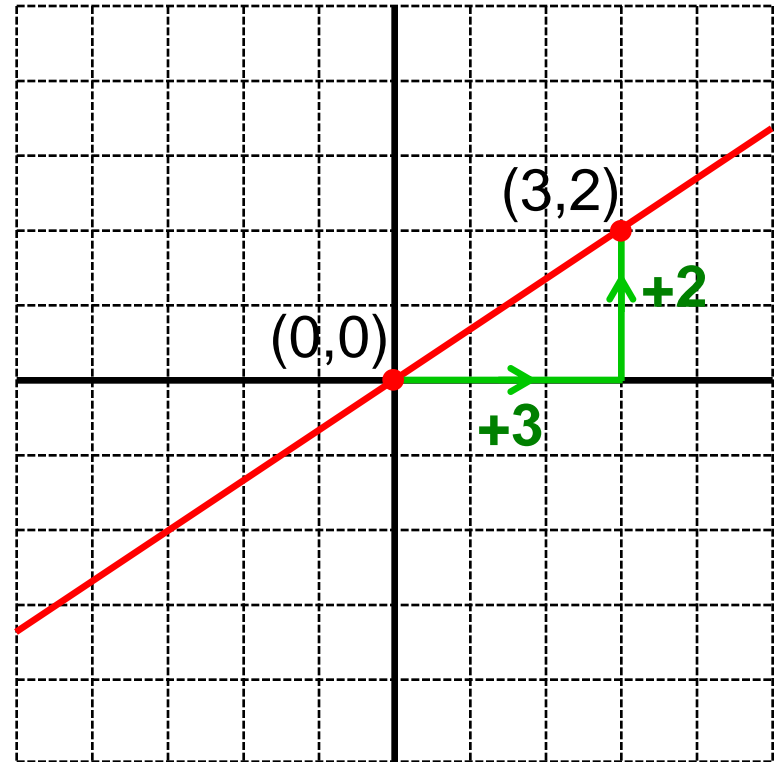


# Solution

**Answer:** B

**Justification:** Consider the point on the red line  $(0,0)$ . If  $x$  is increased from 0 to 3, the  $y$ -coordinate on the line increases from 0 to 2. This corresponds to  $(3,2)$  on the line.

Try starting at a different point, such as  $(-3,-2)$  and verify that the  $y$ -coordinate always increases by 2.



# Linear Relations III

In which of the following equations does  $y$  increase by 2 if  $x$  is increased by 3?

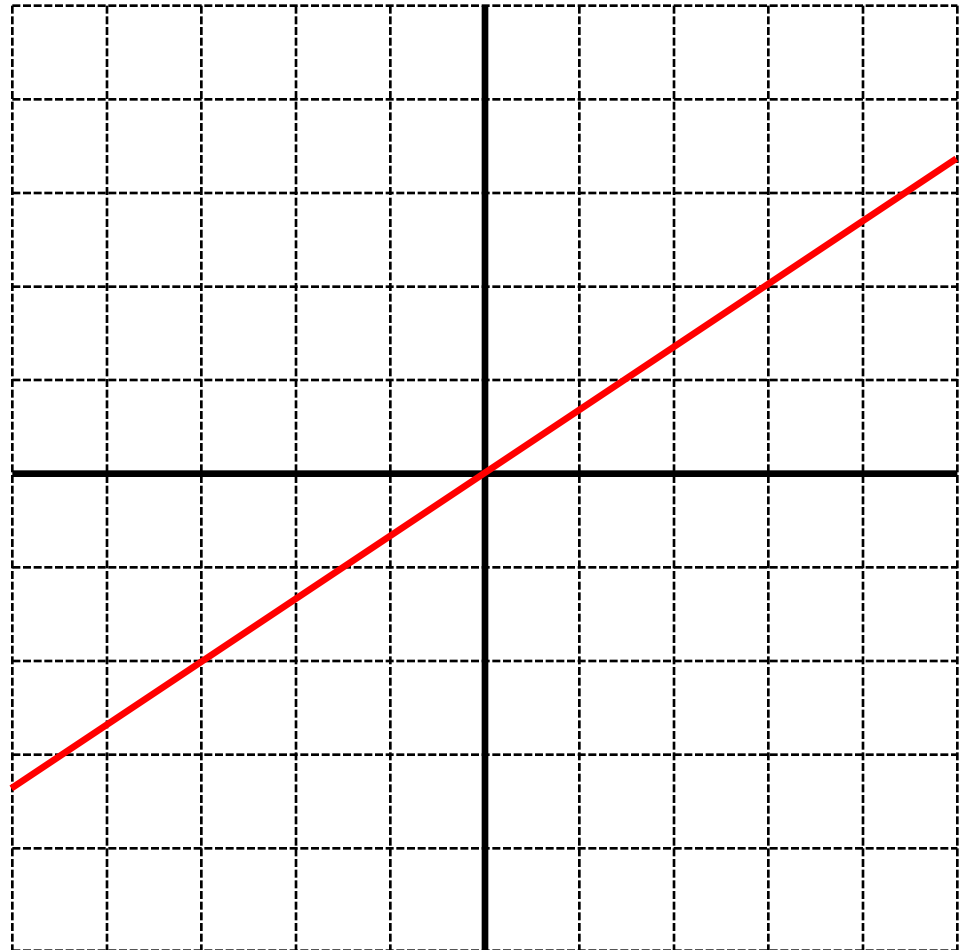
A.  $y = 3x$

B.  $y = 2x$

C.  $y = \frac{2}{3}x$

D.  $y = \frac{3}{2}x$

E.  $y = x + 2$



# Solution

**Answer:** C

**Justification:** Consider what happens to each equation when  $x$  is replaced with  $x + 3$ . Let  $y_1$  be the original  $y$ -value, and  $y_2$  be the new  $y$ -value after  $x$  increases by 3.

A.  $y_1 = 3x \Rightarrow y_2 = 3(x+3) = 3x+9 = y_1+9$

B.  $y_1 = 2x \Rightarrow y_2 = 2(x+3) = 2x+6 = y_1+6$

**C.**  $y_1 = \frac{2}{3}x \Rightarrow y_2 = \frac{2}{3}(x+3) = \frac{2}{3}x+2 = y_1+2$  (y rises by 2 from the original)

D.  $y_1 = \frac{3}{2}x \Rightarrow y_2 = \frac{3}{2}(x+3) = \frac{3}{2}x+\frac{9}{2} = y_1+\frac{9}{2}$

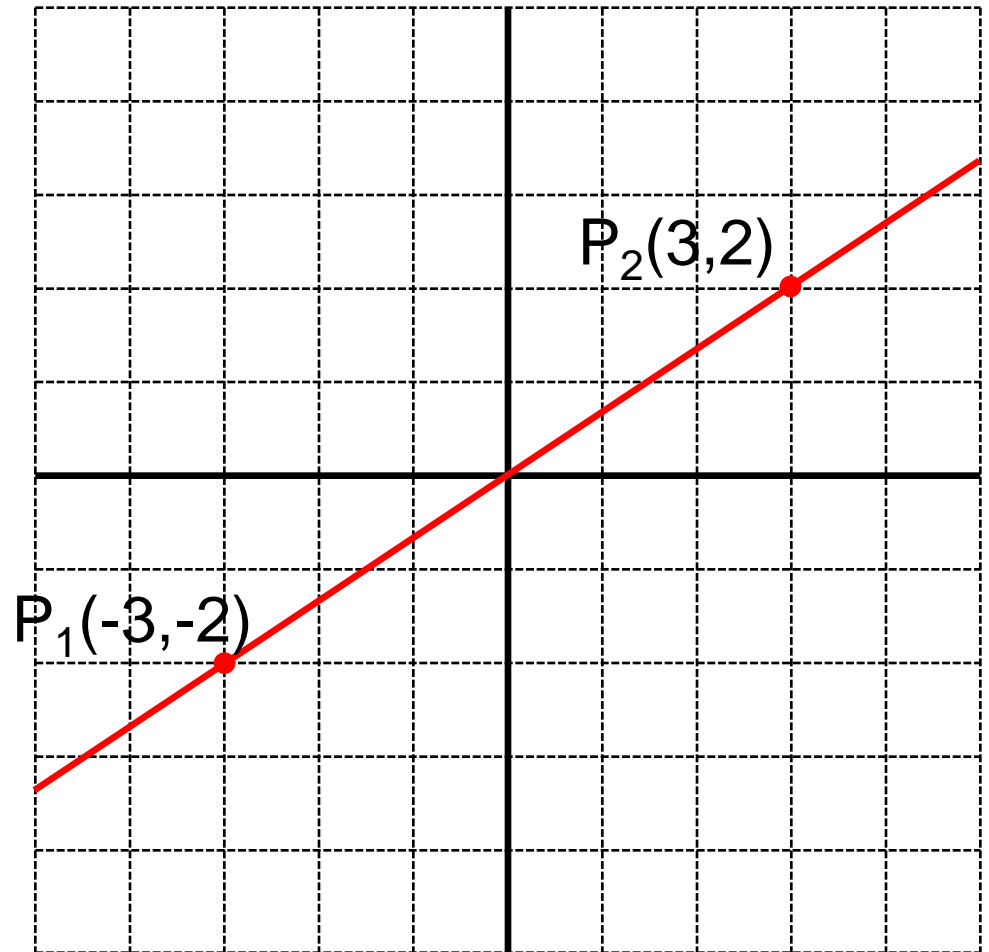
E.  $y_1 = x+2 \Rightarrow y_2 = (x+3)+2 = x+5 = y_1+3$



# Linear Relations IV

Consider the two points labelled in the graph. What change in the x- and y-values ( $\Delta x$  and  $\Delta y$ ) is needed to move from  $P_1$  to  $P_2$ ?

- A.  $\Delta x = 4, \Delta y = 6$
- B.  $\Delta x = -4, \Delta y = -6$
- C.  $\Delta x = 6, \Delta y = 4$
- D.  $\Delta x = -6, \Delta y = -4$
- E. None of the above



# Solution

**Answer:** C

**Justification:** The x-values of  $P_1$  and  $P_2$  are -3 and +3 respectively.  $x_1$  must be *increased* by 6 to reach  $x_2$ .

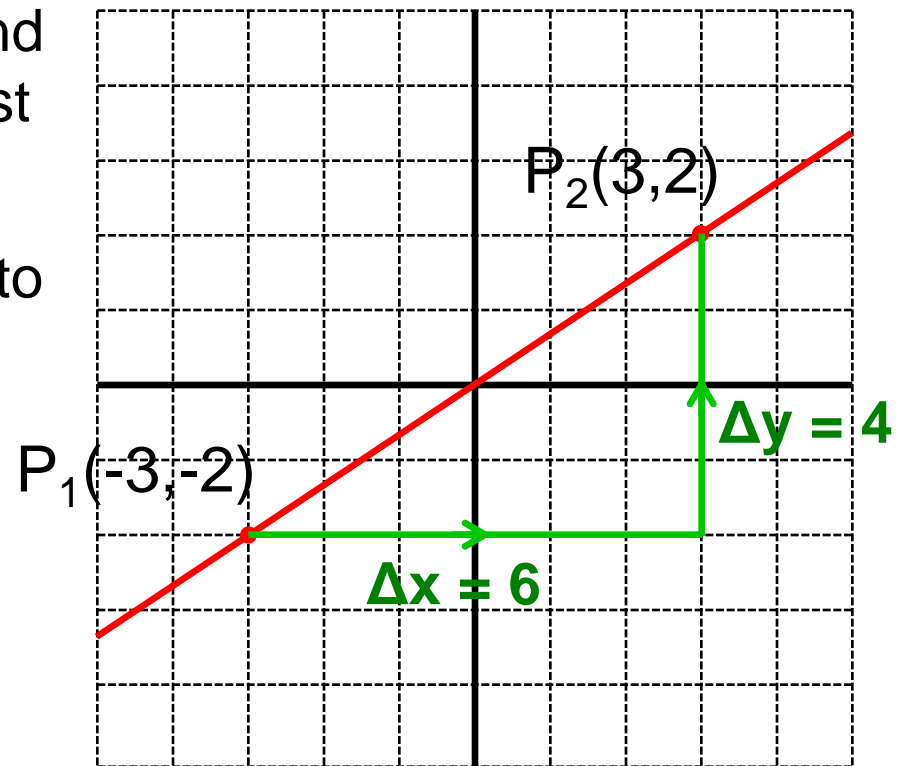
Similarly,  $y_1$  must be *increased* by 4 to reach  $y_2$ . This can be calculated as follows:

$$\Delta x = x_2 - x_1 = (3) - (-3) = 6$$

$$\Delta y = y_2 - y_1 = (2) - (-2) = 4$$

The slope of a line (denoted with the letter  $m$ ) is defined as the ratio:

$$m = \frac{\text{rise}}{\text{run}} = \frac{\Delta y}{\Delta x} = \frac{y_2 - y_1}{x_2 - x_1}$$



$$\text{Slope} = \frac{4}{6} = \frac{2}{3}$$

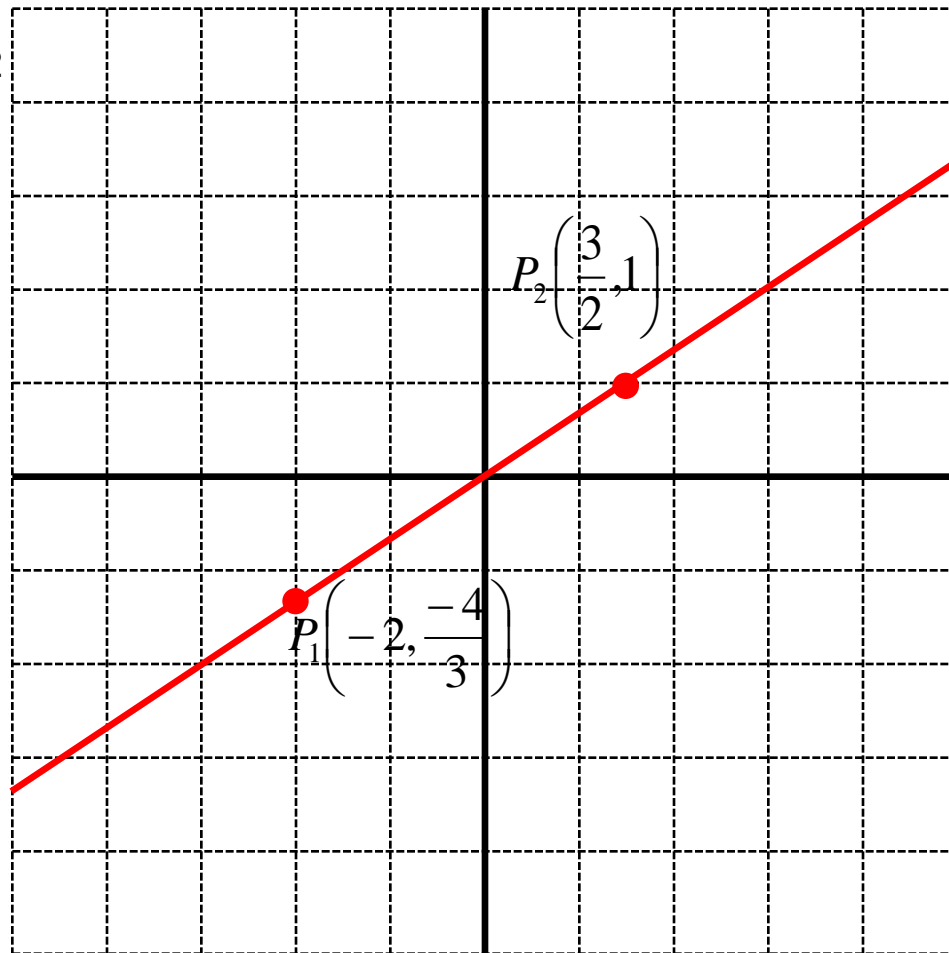
# Linear Relations V

Consider the 2 points  $P_1$  and  $P_2$  shown on graph. The line is the same line as in the previous question. What is the slope using these two points?

$$m = \frac{\text{rise}}{\text{run}} = \frac{\Delta y}{\Delta x} = \frac{y_2 - y_1}{x_2 - x_1}$$

A.  $\frac{4}{7}$       B.  $\frac{3}{7}$       C.  $\frac{3}{2}$

D.  $\frac{2.5}{3.5}$       E.  $\frac{2}{3}$



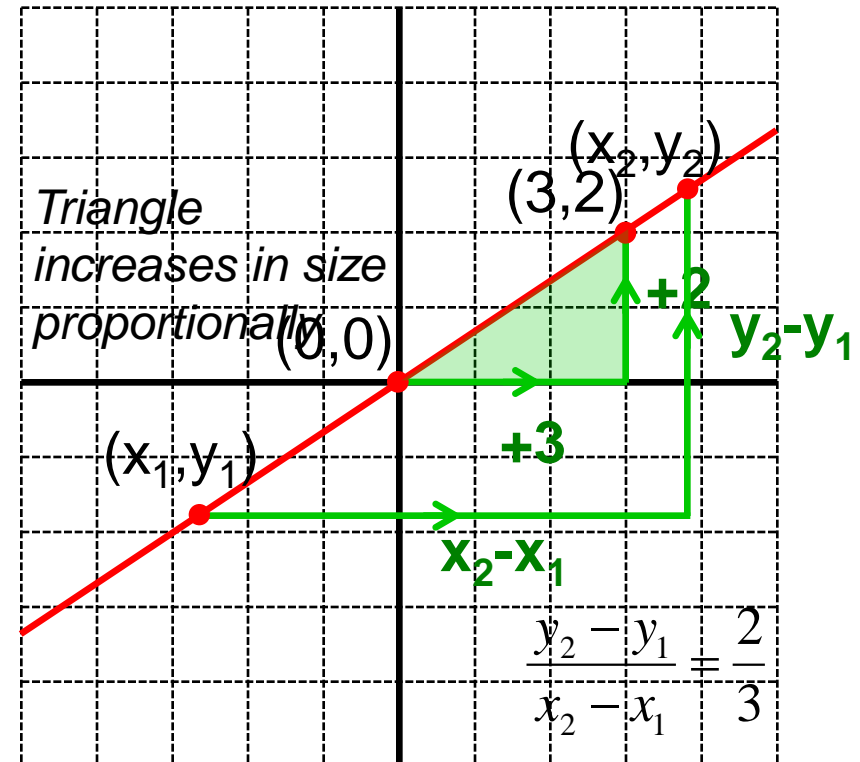
# Solution

**Answer:** E

**Justification:** Recall that if  $x$  increases by 3,  $y$  increases by 2. The ratio between the change in  $y$  and change in  $x$  remains constant between any 2 points on the same line. (see animation)

We can conclude that the slope is the same as in question 2. It is not necessary to recalculate the slope with these new points.

$$m = \frac{y_2 - y_1}{x_2 - x_1} = \frac{2}{3}$$



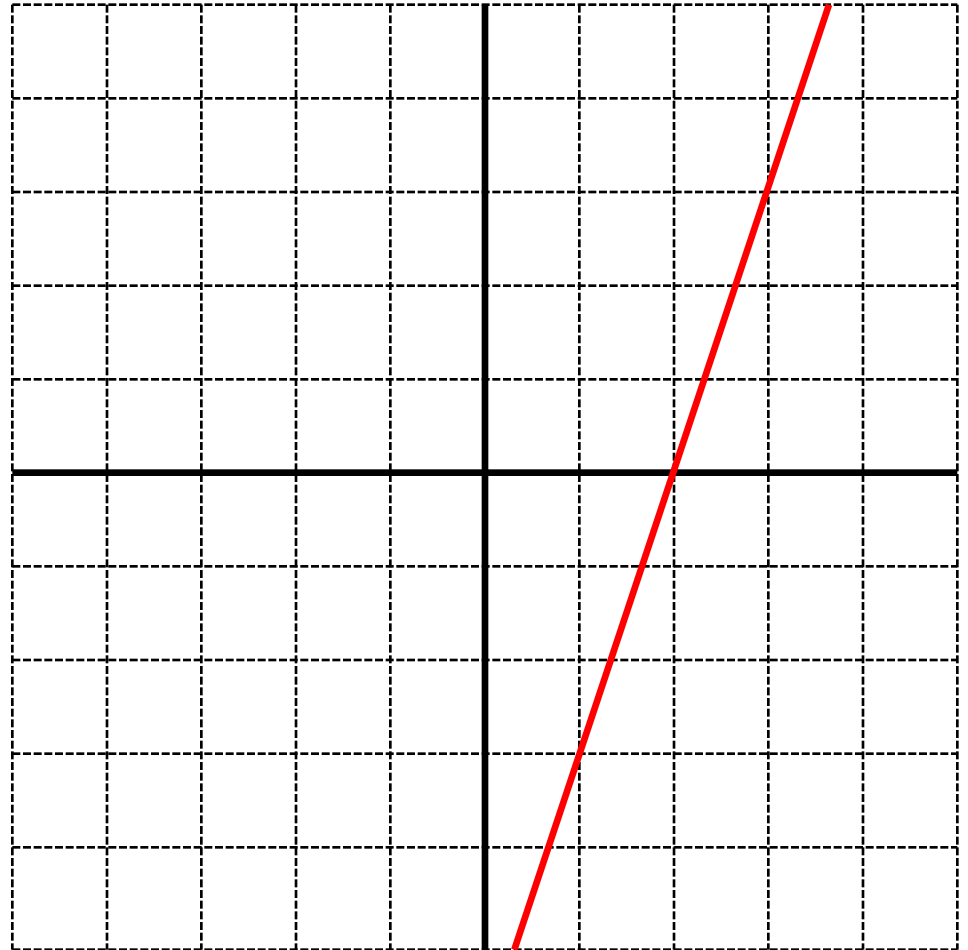
Press to show animation



# Linear Relations VI

What is the slope of the line?

- A. 6
- B. 3
- C.  $\frac{1}{3}$
- D.  $\frac{2}{6}$
- E. Both A and B are correct



# Solution

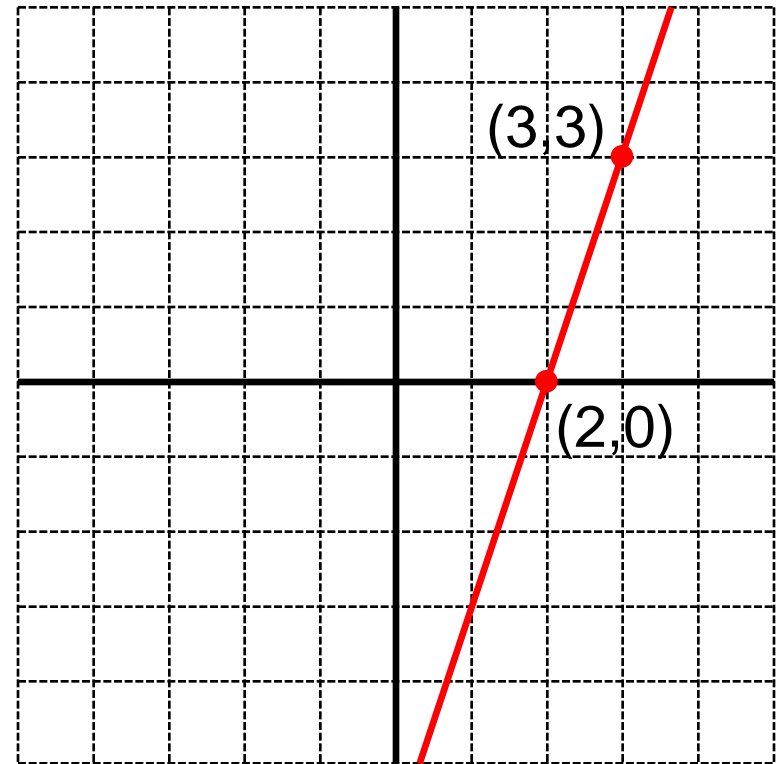
**Answer:** B

**Justification:** Look for 2 points on the line that intersect the grid, for example (2,0) and (3,3). Using the formula to calculate the slope:

$$(x_1, y_1) = (2,0), \quad (x_2, y_2) = (3,3)$$

$$\frac{y_2 - y_1}{x_2 - x_1} = \frac{3 - 0}{3 - 2} = 3$$

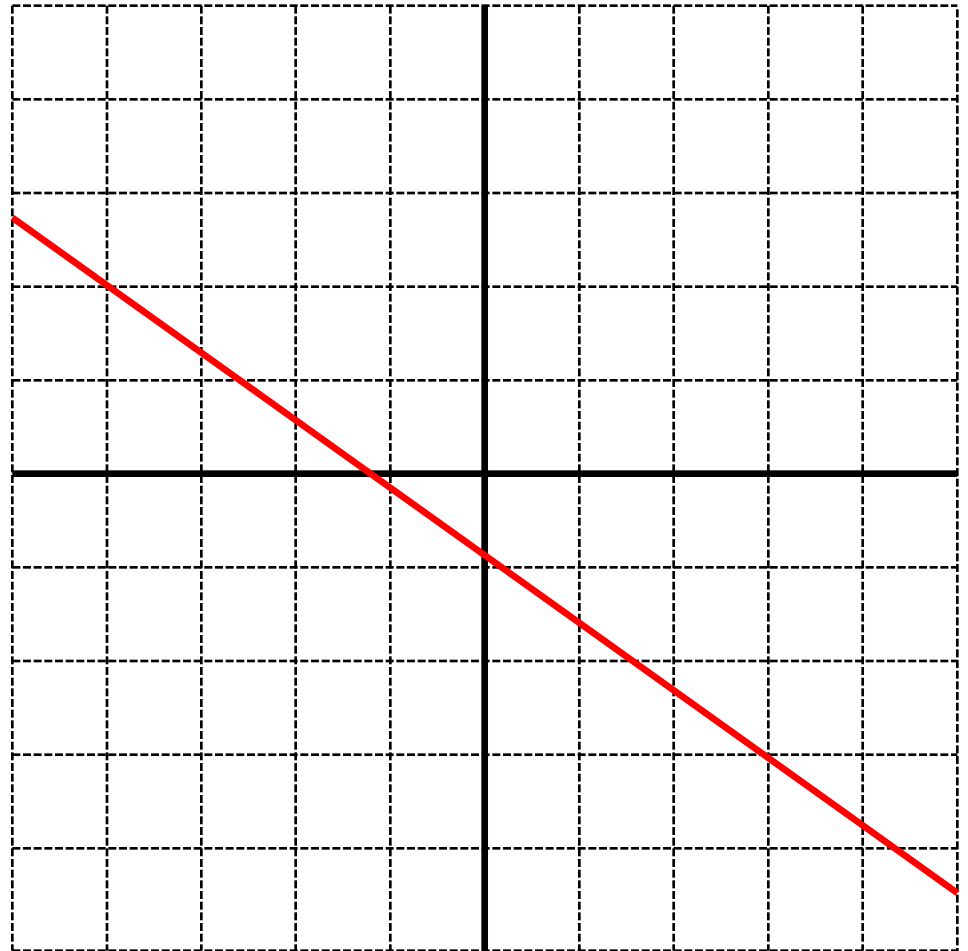
**Note:** If (3,3) was used as point 1 and (2,0) as point 2, the same result would be achieved.



# Linear Relations VII

What is the slope of the following line?

- A.  $\frac{7}{5}$
- B.  $-\frac{7}{5}$
- C.  $\frac{5}{7}$
- D.  $-\frac{5}{7}$
- E. None of the above



# Solution

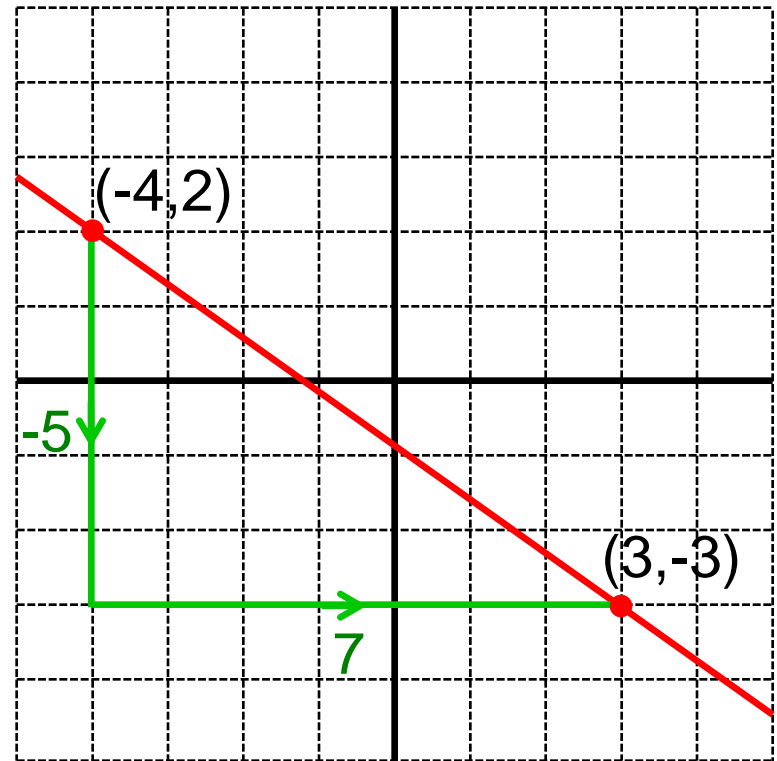
**Answer:** D

**Justification:** Look for 2 points on the line that intersect the grid, for example  $(-4,2)$  and  $(3,-3)$ . Using the formula to calculate the slope:

$$(x_1, y_1) = (-4, 2), \quad (x_2, y_2) = (3, -3)$$

$$\frac{y_2 - y_1}{x_2 - x_1} = \frac{-3 - 2}{3 - (-4)} = \frac{-5}{7}$$

A negative slope implies that point 2 is either down and to the right, or up and to the left of point 1.

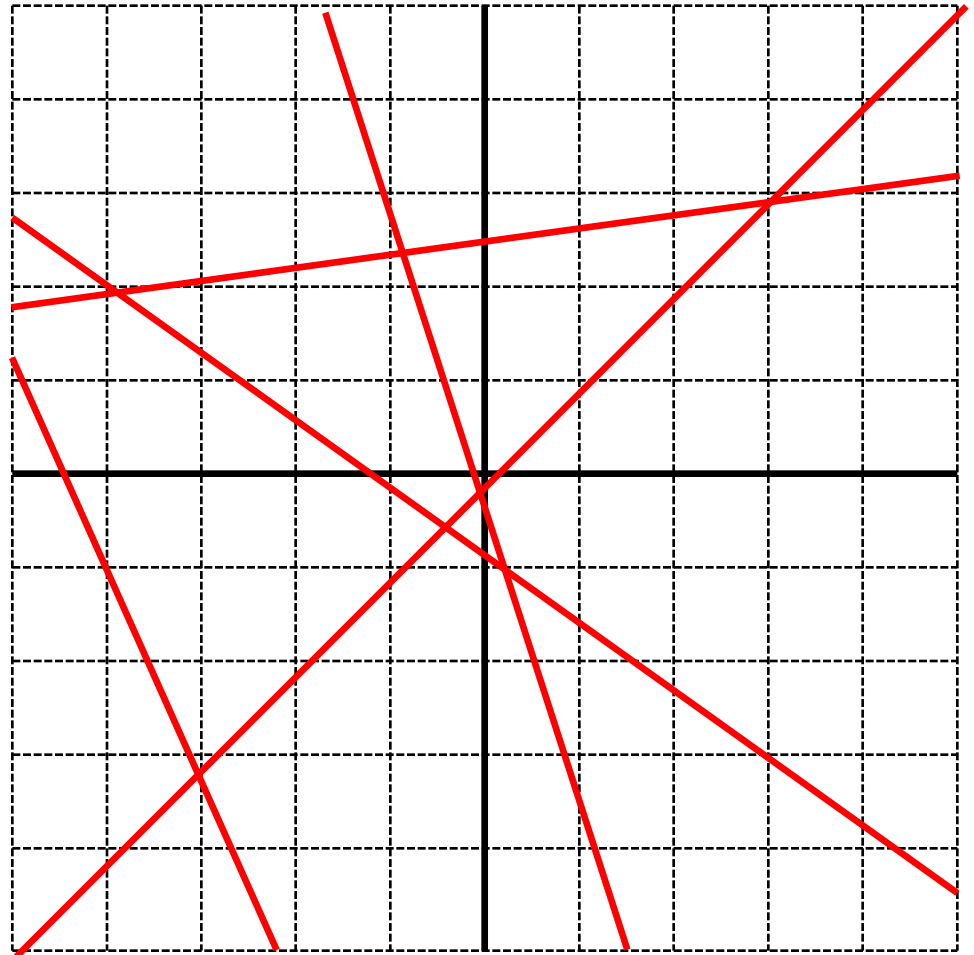




# Linear Relations VIII

How many of the following lines have a negative slope?

- A. 1
- B. 2
- C. 3
- D. 4
- E. 5



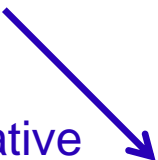
# Solution

**Answer:** C

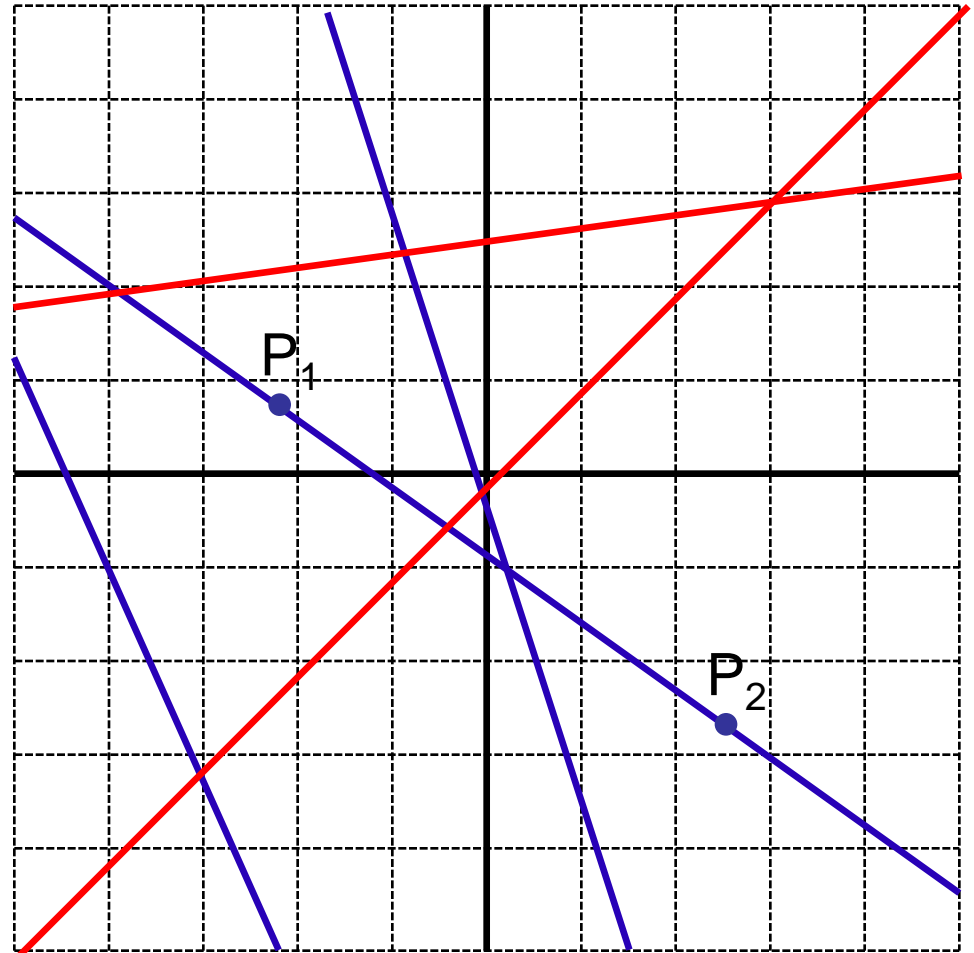
**Justification:** The blue lines have a negative slope.

Consider any 2 points on a line, with  $P_2$  the point farther right. If  $P_2$  is lower than  $P_1$ , the slope will be negative. This is because  $\Delta x$  is positive but  $\Delta y$  is negative.

Negative slope



Positive slope



# Linear Relations IX

Which of the following lines has the largest slope?

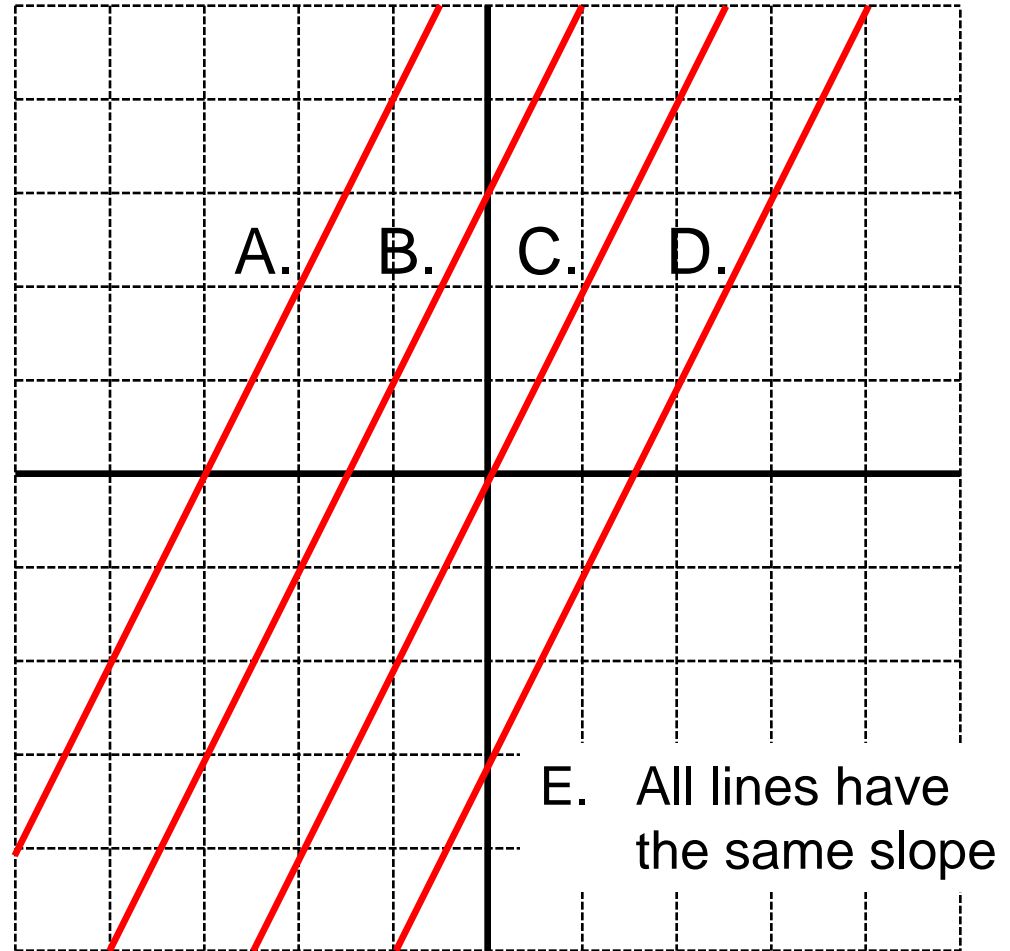
A. See graph

B. See graph

C. See graph

D. See graph

E. All lines have the same slope

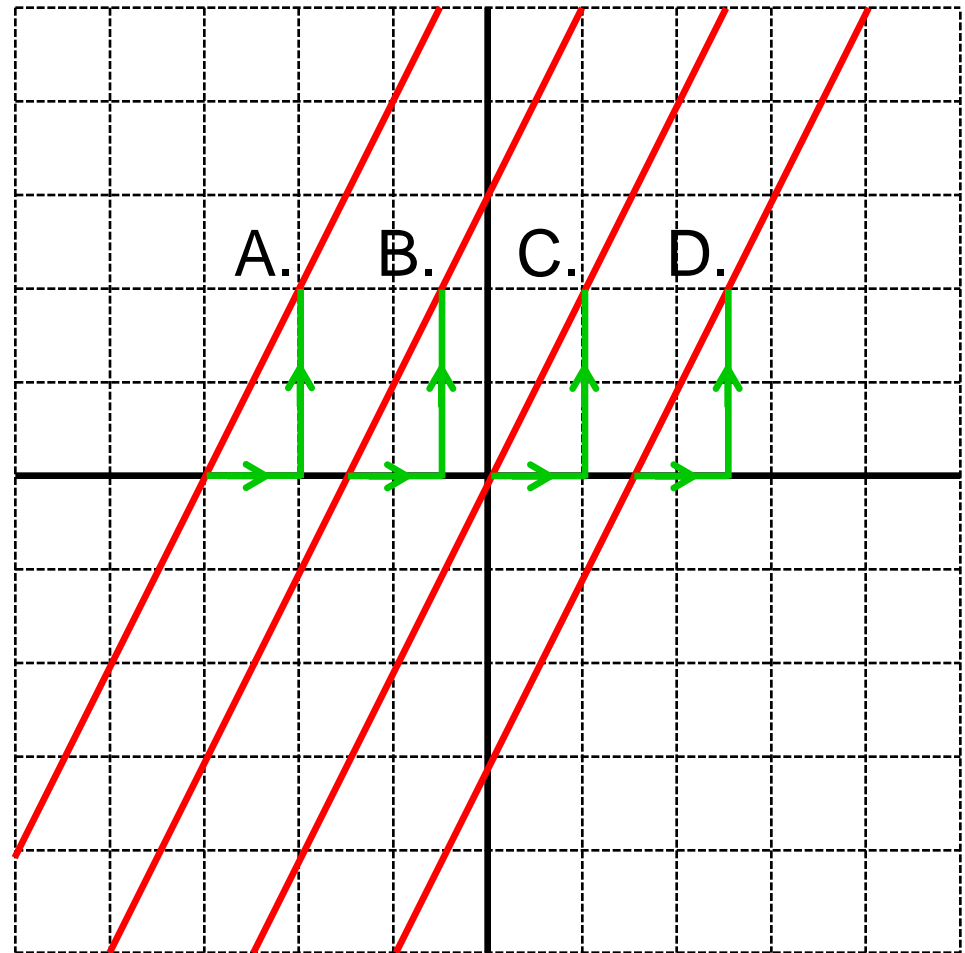


# Solution

**Answer:** E

**Justification:** Every line has a rise of 2 and run of 1. This shows that all lines have the same slope of 2. The position of each line on the graph has no effect on the slope.

From this question we can conclude that knowing the slope of a line cannot distinguish it from every other line.



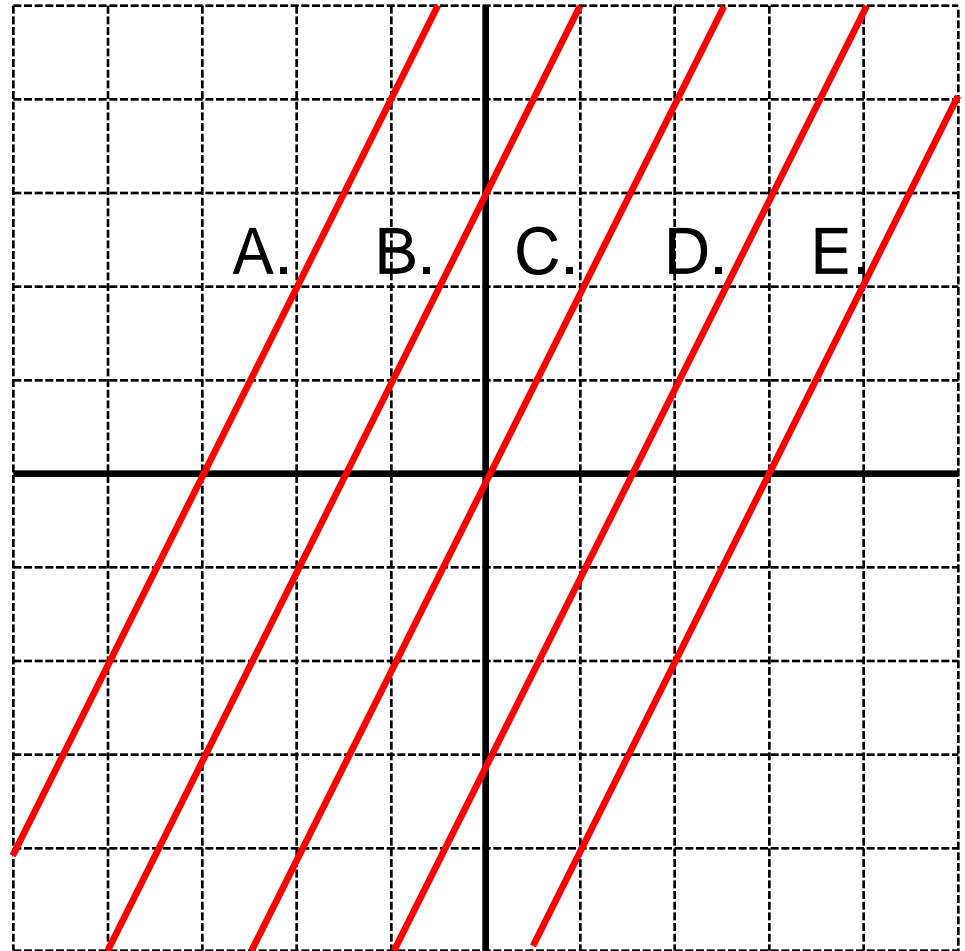
# Linear Relations X

All of the following lines have a slope of 2. Which line corresponds to the equation  $y = 2x + 3$ ?

*Press for hint*



*Look at where each line intersects the y-axis. At this point, the x-coordinate is 0.*



# Solution

**Answer:** B

**Justification:** Consider where each line intersects the y-axis. At this point, the x-coordinate is 0.

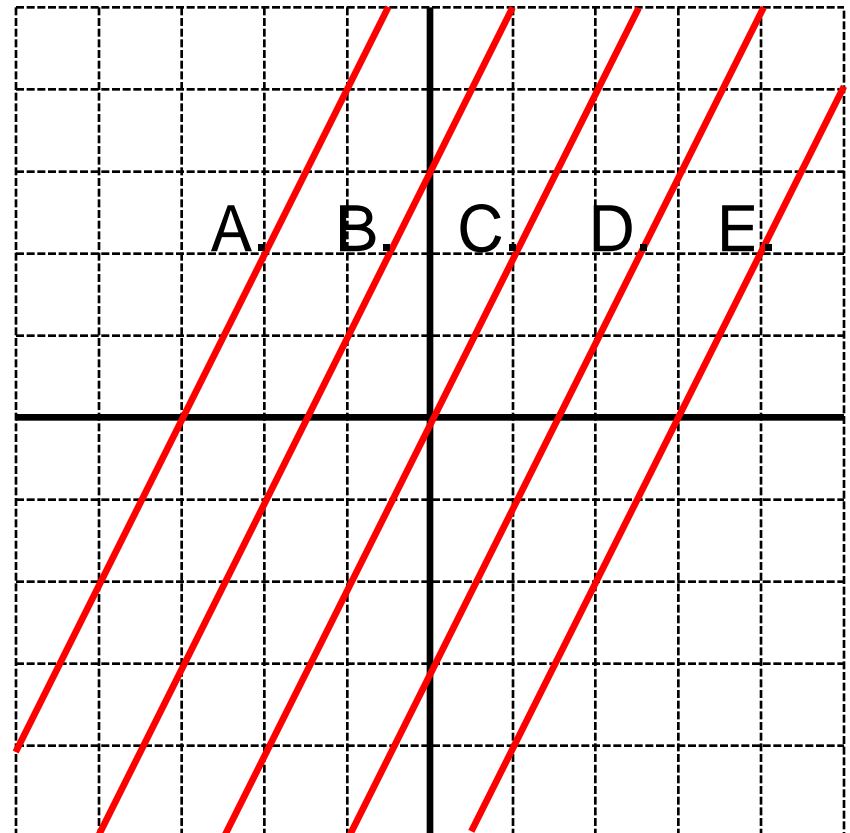
If we let  $x = 0$  in the equation:

$$y = 2x + 3$$

$$y = 2(0) + 3$$

$$y = 3$$

This means that the line representing this equation must have a y-intercept of 3. This corresponds to line B.



# Linear Relations XI

Which of the following equations represents the line shown in the graph?

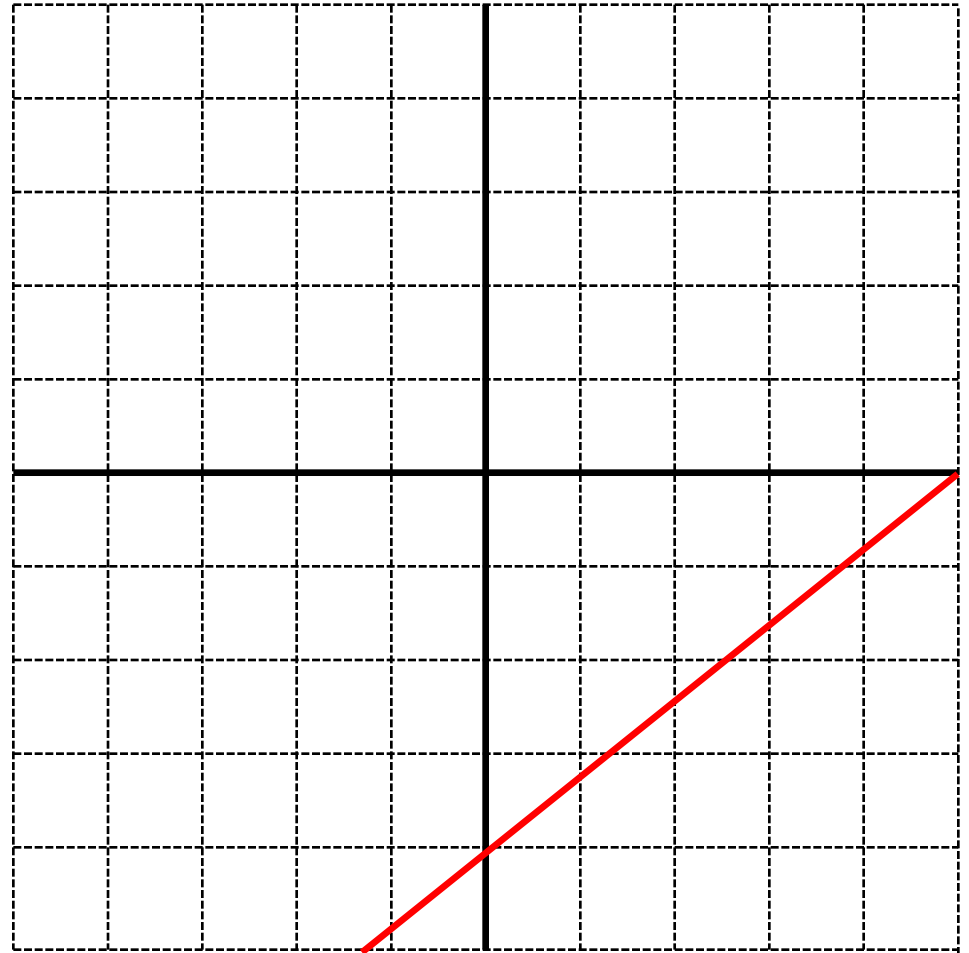
A.  $y = \frac{4}{5}x$

B.  $y = \frac{4}{5}x + 4$

C.  $y = \frac{4}{5}x - 4$

D.  $y = \frac{5}{4}x + 4$

E.  $y = \frac{5}{4}x - 4$



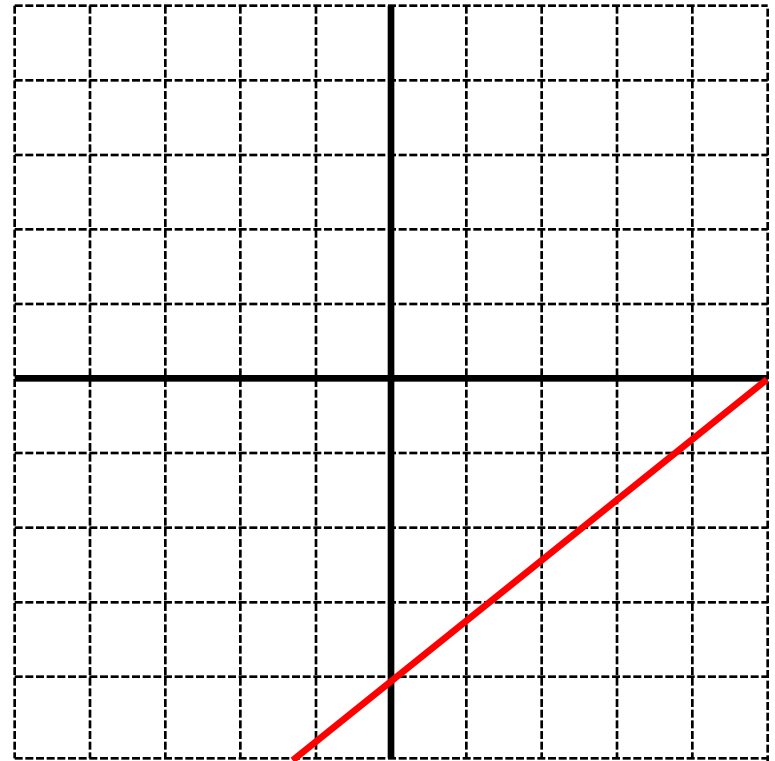
# Solution

**Answer:** C

**Justification:** Consider the 2 points on the line (0,-4) and (5,0). Every change in x of 4 results in a change in y of 5. The slope is therefore:  $\frac{4}{5}$ .

The line also intersects the y-axis at -4. This means that if  $x=0$  is plugged into the equation, the results must be  $y=-4$ . The correct equation is therefore:

$$y = \frac{4}{5}x - 4$$

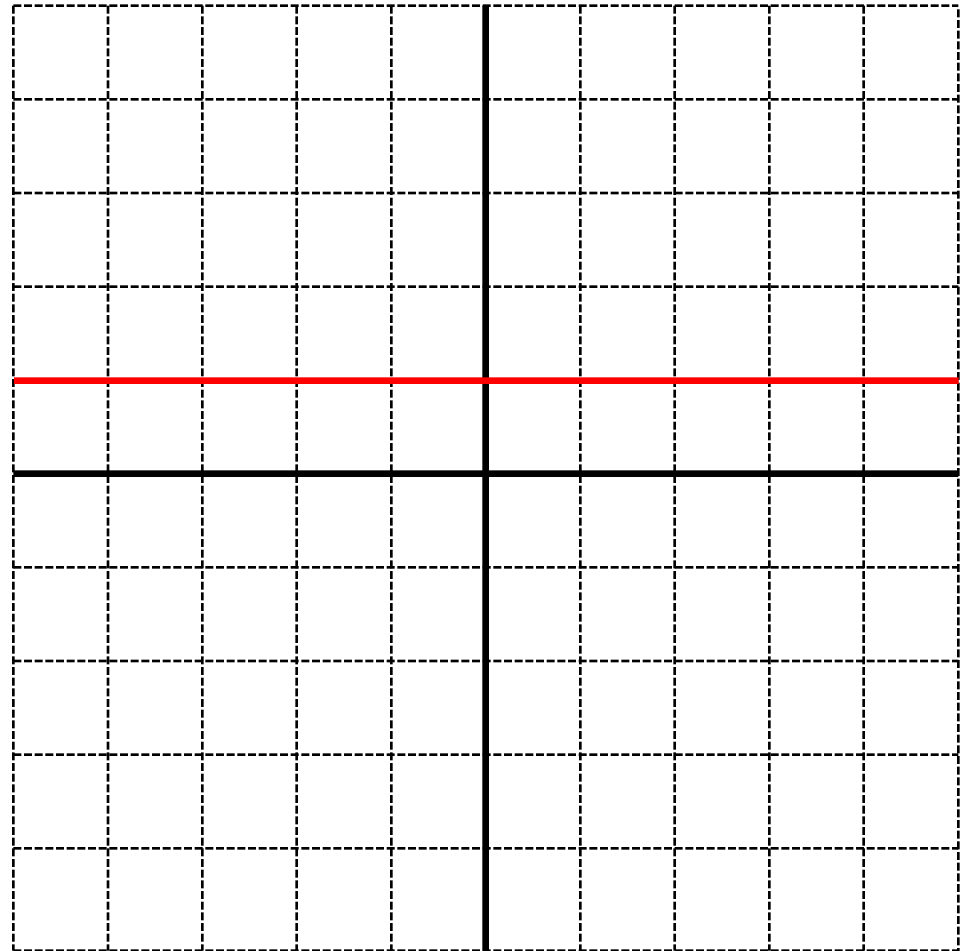




# Linear Relations XII

Which of the following equations represents the line shown in the graph?

- A.  $y = x + 1$
- B.  $y = -x + 1$
- C.  $y = 1$
- D.  $x = 1$
- E. None of the above



# Solution

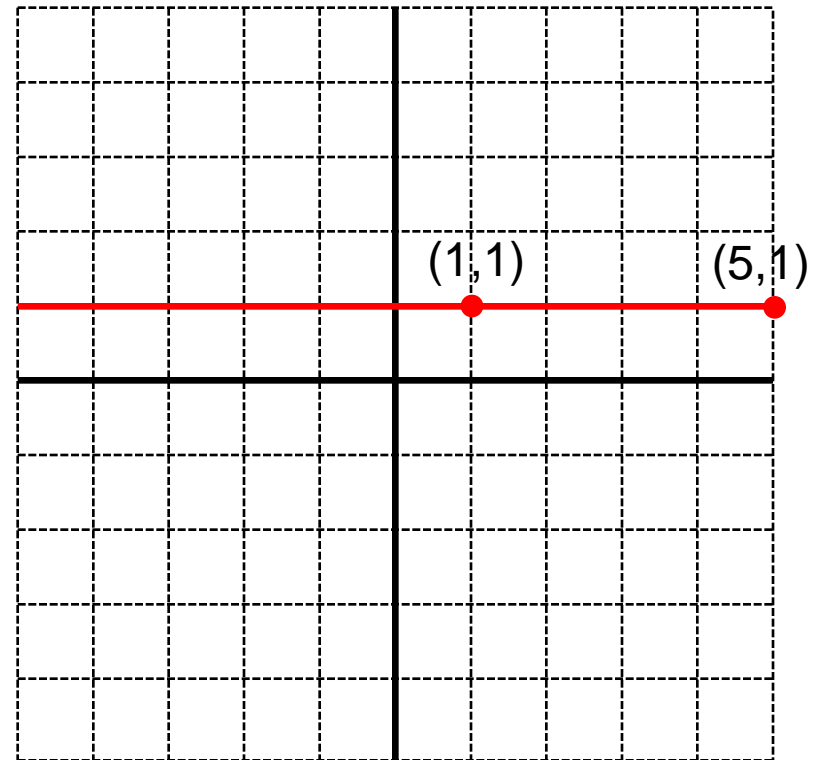
**Answer:** C

**Justification:** For every value  $x$ ,  $y = 1$ . Since the equation does not depend on  $x$ , the equation is  $y = 1$ .

The slope of this line is 0. This is because there is no change in  $y$  (there is no rise), no matter what the change in  $x$  is.

Consider the points  $(1,1)$  and  $(5,1)$ :

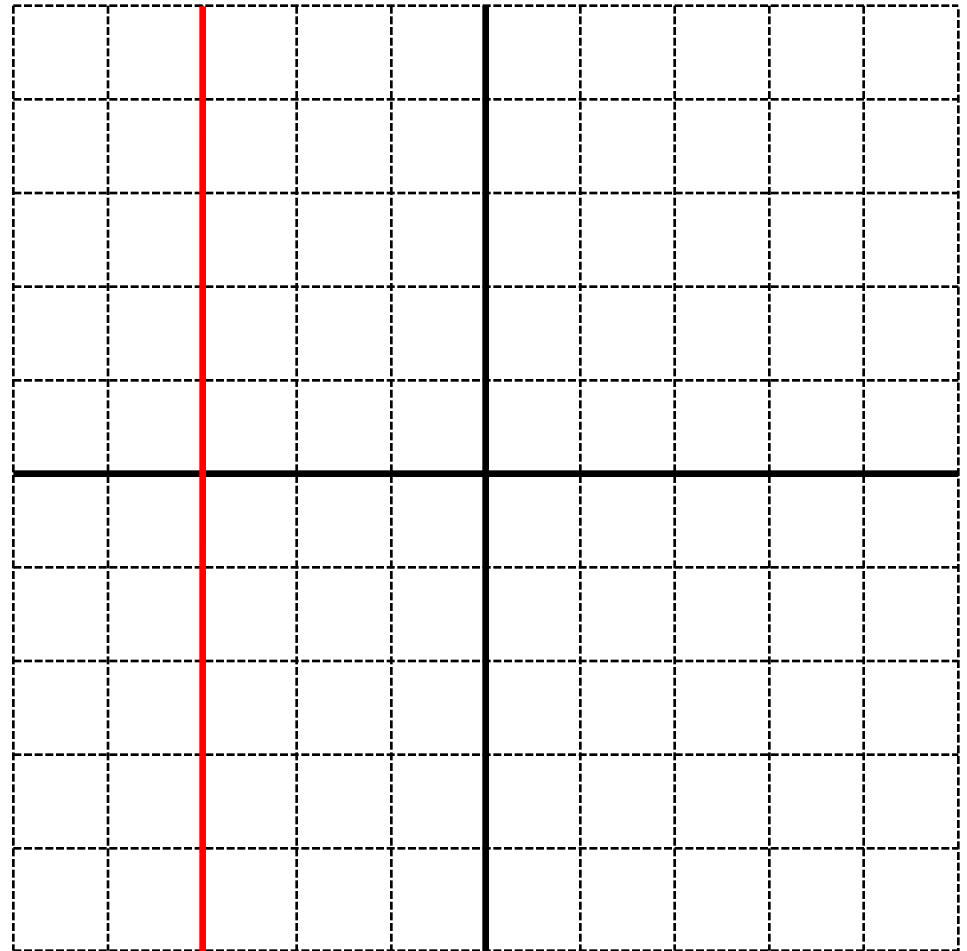
$$m = \frac{\text{rise}}{\text{run}} = \frac{y_2 - y_1}{x_2 - x_1} = \frac{1-1}{5-1} = 0$$



# Linear Relations XIII

Which of the following equations represents the line shown in the graph?

- A.  $y = x - 3$
- B.  $x = y - 3$
- C.  $y = -3$
- D.  $x = -3$
- E. None of the above



# Solution

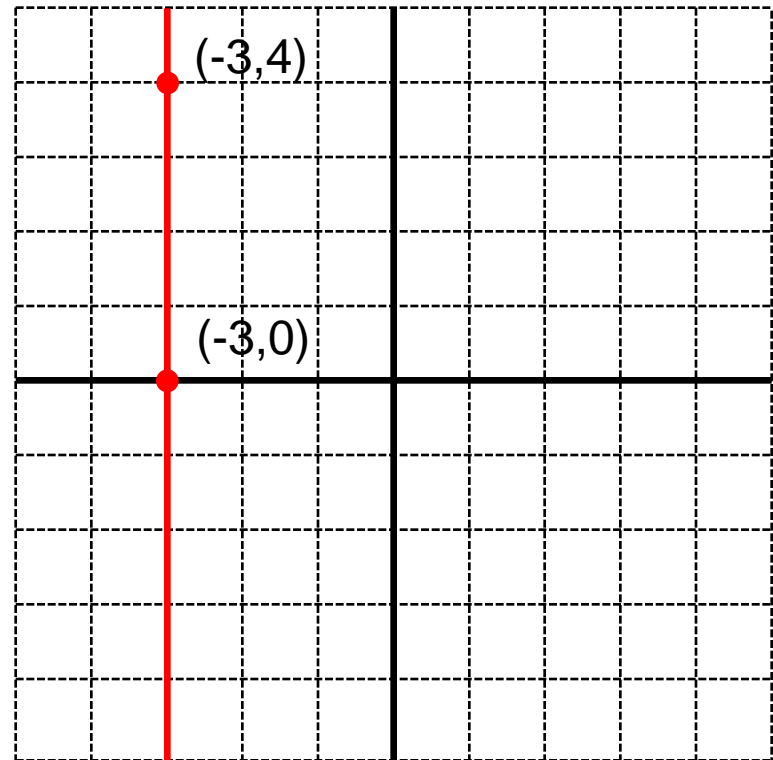
**Answer:** D

**Justification:** The x value of every point on the line is -3. Since x does not depend on y, the equation of the line is  $x = -3$ .

The slope of this line is undefined. Since the run ( $\Delta x$ ) is always 0, the formula for the slope has 0 in the denominator.

Consider the points  $(-3,4)$  and  $(-3,0)$ :

$$m = \frac{\text{rise}}{\text{run}} = \frac{y_2 - y_1}{x_2 - x_1} = \frac{4 - 0}{-3 - (-3)} = \frac{4}{0}$$



# Linear Relations Summary

Slope of a line:

$$m = \frac{\text{rise}}{\text{run}} = \frac{y_2 - y_1}{x_2 - x_1}$$

General equation of a line  
(slope-intercept form):

$$y = mx + b$$

where  $b$  is the  $y$ -intercept of  
the line

